

PDAE CONVENTION 2009

Phantasialand Brühl

**Results of Surface Preparation
Demonstration**

Dominique Smits

Group Product Manager, De Neef Conchem

(All graphics and pictures © De Neef Conchem)

Disclaimer

- All negative effects shown in this presentation are the result of faulty surface preparation and do not relate to the polyurea system sprayed
- The primer has been purposefully mismanaged for this presentation
 - Normally I tend to prime and prepare the surface better.
- Relates to surface preparation course given yesterday.
- The point is to show what can go wrong during primer application


1. Spraying on a wet surface

Wet concrete surface




1. Spraying on a wet surface

Wet concrete surface during / after spray



2. Unprimed surface

Unprimed dry concrete surface




2. Unprimed surface

Unprimed dry concrete surface during spray




3. Primer coverage

Primer coverage not sufficient




3. Primer coverage

Primer coverage not sufficient during / after spray but it still turned out OK.



4. Primer used beyond pot life

Primer used beyond pot life




4. Primer used beyond pot life

Primer used beyond pot life after spray


Surface looks nice

Adhesion of primer to surface will be very low because primer did not wet surface




5. Broadcast sand

Primer surface with broadcast sand but not properly scrubbed




5. Broadcast sand

Primer surface with broadcast sand but not properly scrubbed during after spray



6. Primer errors

Errors in primer application such as spill or coating sand spills will show through membrane



6. Primer errors

Errors in primer application such as spill or coating sand spills will show through membrane



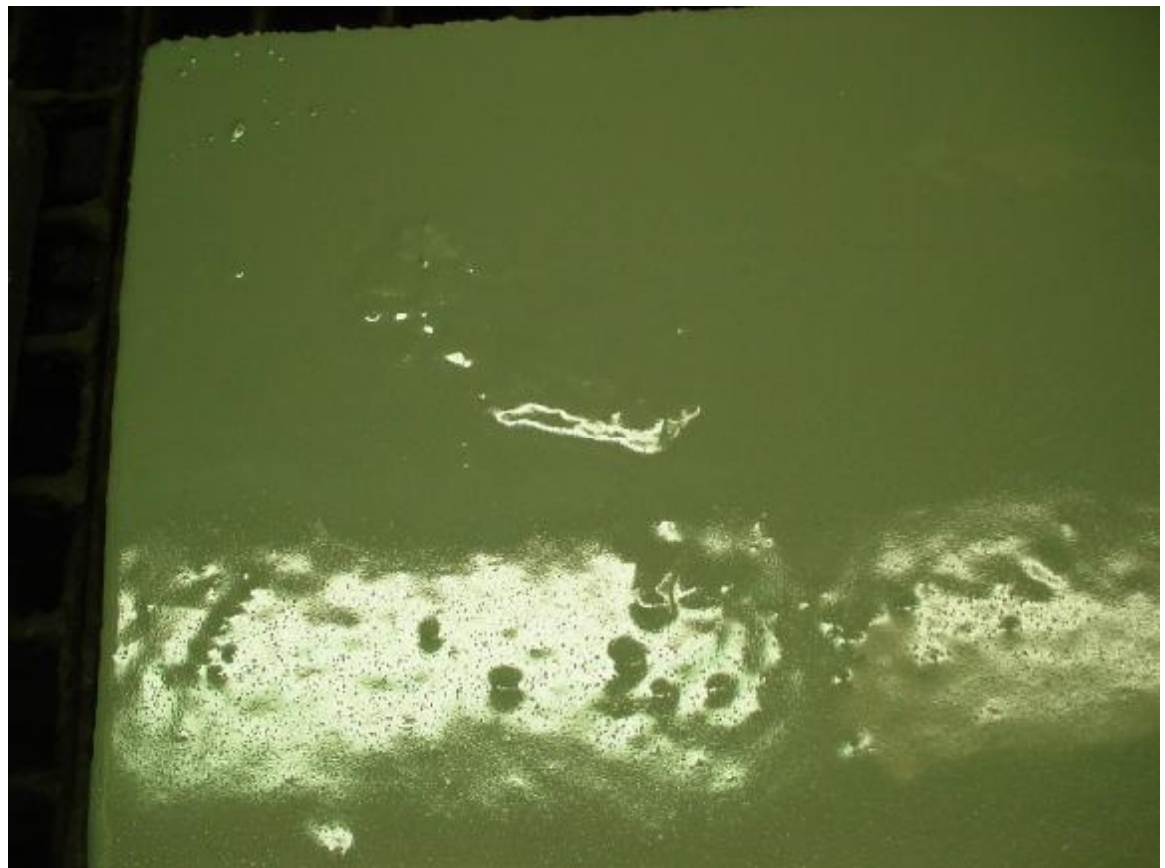
6. Primer errors

Errors in primer application such as spill or coating sand spills will show through membrane




6. Primer errors

Errors in primer application such as spill or coating sand spills will show through membrane



7. Full covering primer

But this primer has been applied 2 weeks ago and is beyond recoat time




7. Full covering primer

2 problems are shown on this tile


Dirty finger

White spot amine blush




7. Full covering primer

Good surface for application of polyurea but adhesion will be low.



8. Full covering primer properly broadcast and scrubbed

This primer has also been applied 2 weeks ago and has been sanded and scrubbed



8. Full covering primer properly broadcast and scrubbed

This primer has also been applied 2 weeks ago and has been sanded and scrubbed after spray

